



Q2 What

	66.67%	44
	40.91%	27
	66.67%	44
	1.52%	1

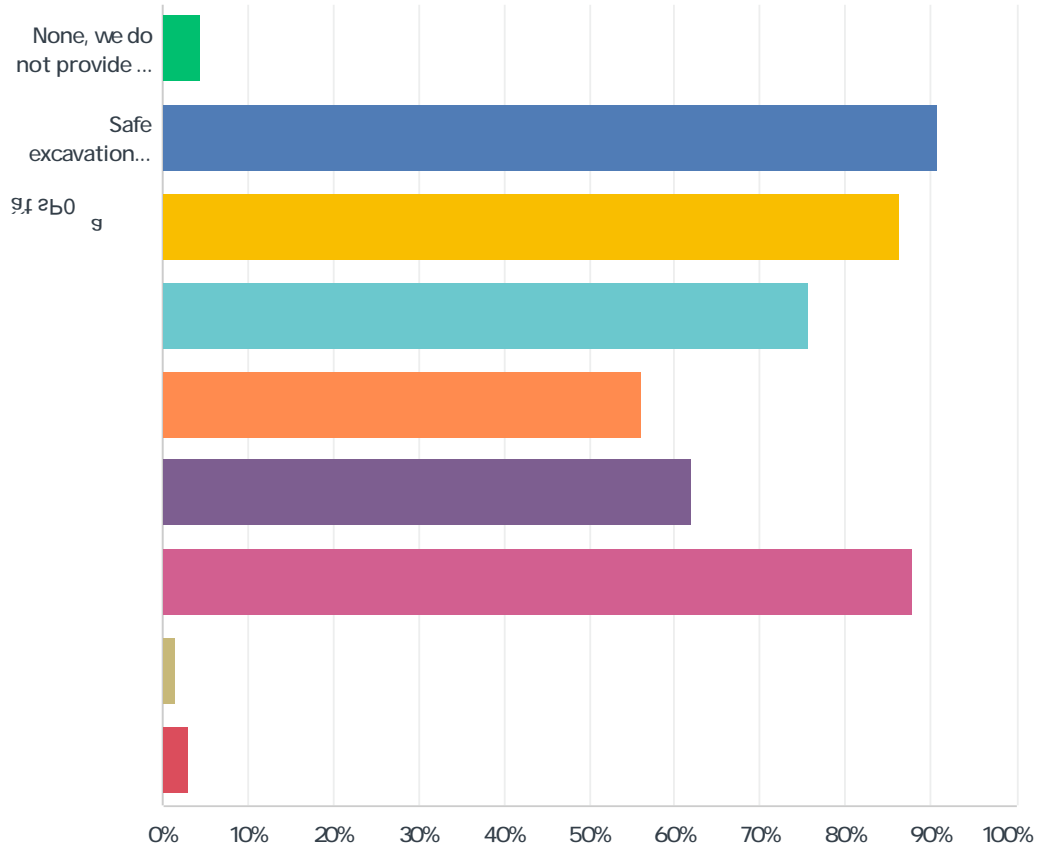


Q3 Do you “white line” the area you would like located in advance of
SU

	59.09%	39
	9.09%	6
	18.18%	12
	13.64%	9

Q4 What aspects of the 811 process/compliance does your employee training include? (mark all that apply):

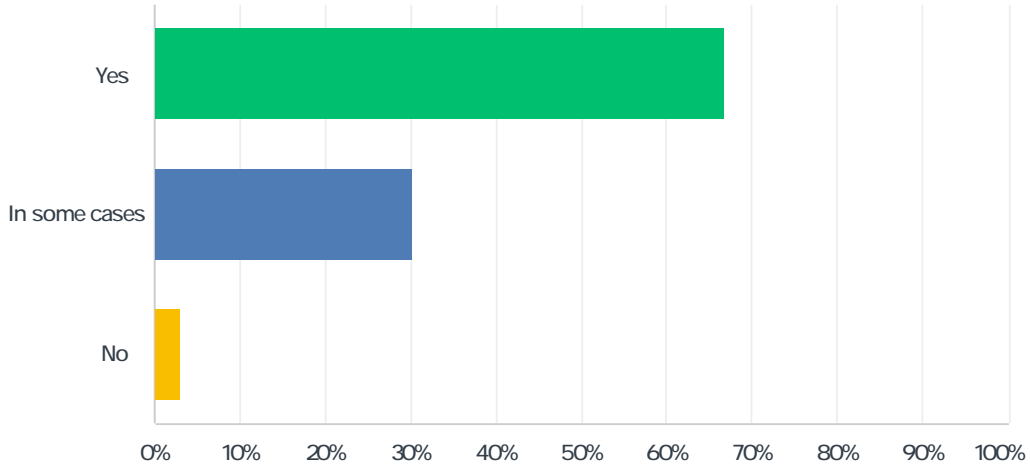
Answered: 66 Skipped: 0



	4.55%	3
	90.91%	60
	86.36%	57
	75.76%	50
	56.06%	37
	62.12%	41
	87.88%	58
	1.52%	1
	3.03%	2
Total Respondents: 66		

Q5 Are you familiar with the operations and members of the 811 centers in areas where you perform excavation activities?

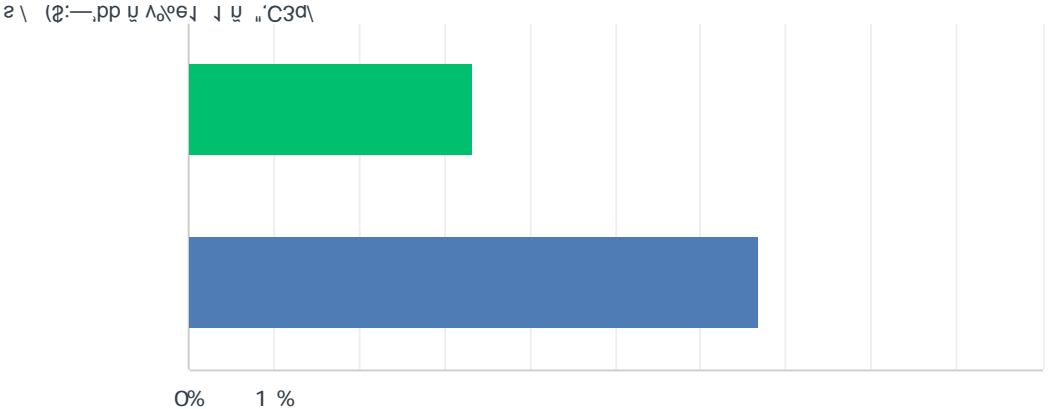
Answered: 66 Skipped: 0



ANSWER CHOICES	RESPONSES	
Yes	66.67%	44
In some cases	30.30%	20
No	3.03%	2
TOTAL		66

Q6 Are there any weaknesses in the 811 process?

Answered: 66 Skipped: 0



	33.33%	22
	66.67%	44
TOTAL		66

Q7 What do you find are the weakest elements of the 811 process? (please choose up to 3)

Answered: 44 Skipped: 22

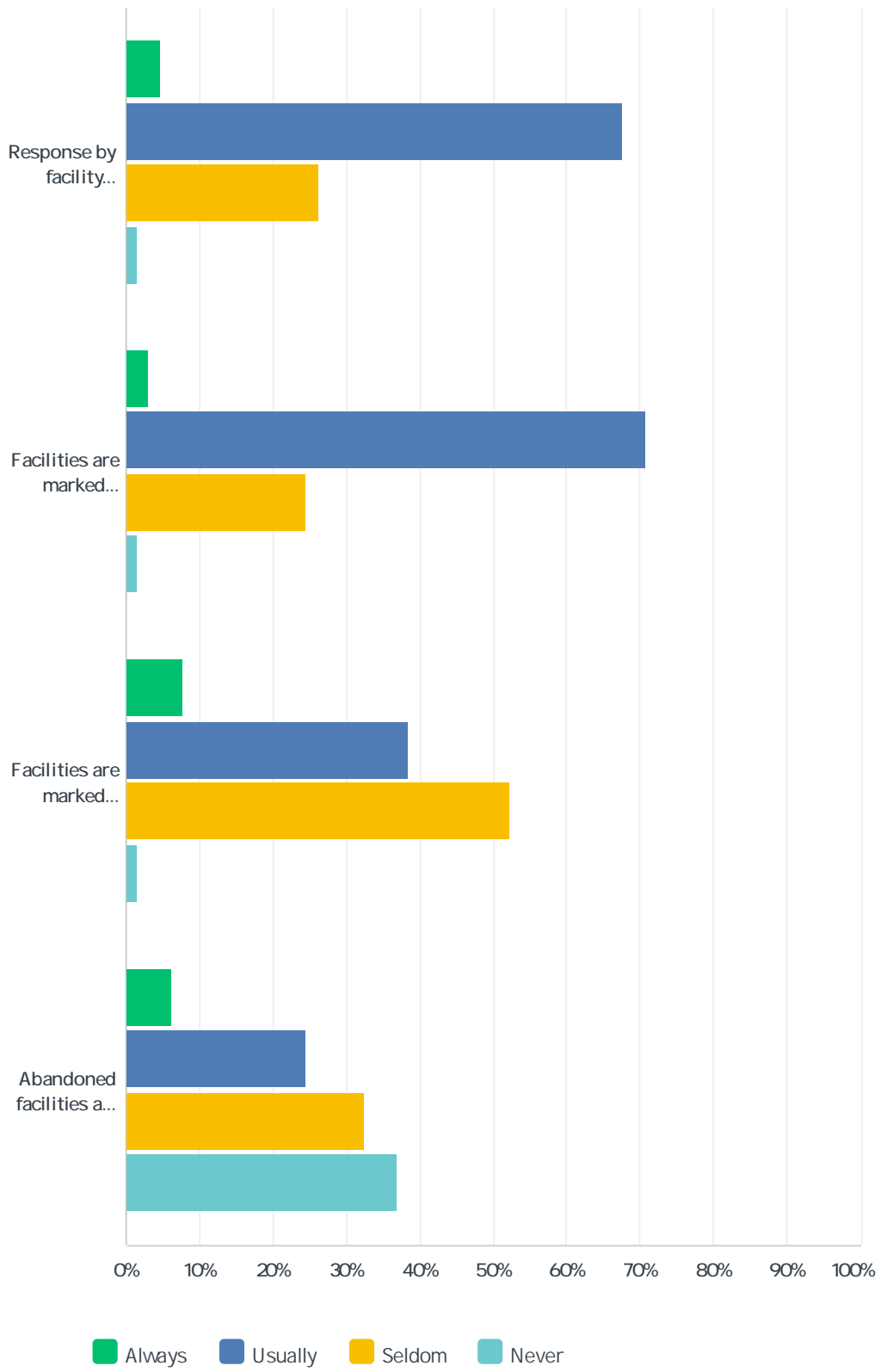
	9.09%	4
	75.00%	33
	93.18%	41
	47.73%	21
	0.00%	0
	13.64%	6
	4.55%	2
	4.55%	2
	11.36%	5
Total Respondents: 44		

Q8

	92.42%	61
	3.03%	2
	4.55%	3

||

/



	ALWAYS	USUALLY	SELDOM	NEVER	TOTAL
Response by facility owner/operators (locators) are done within the time required by law	4.62% 3	67.69% 44	26.15% 17	1.54% 1	65
Facilities are marked accurately within defined tolerance zones	3.08% 2	70.77% 46	24.62% 16	1.54% 1	65
Facilities are marked individually, regardless of how many of a like kind/single owner are present	7.69% 5	38.46% 25	52.31% 34	1.54% 1	65
Abandoned facilities are marked and treated as live lines	6.15% 4	24.62% 16	32.31% 21	36.92% 24	65

Q10

	41.54%	27
	16.92%	11
	4.62%	3
	36.92%	24

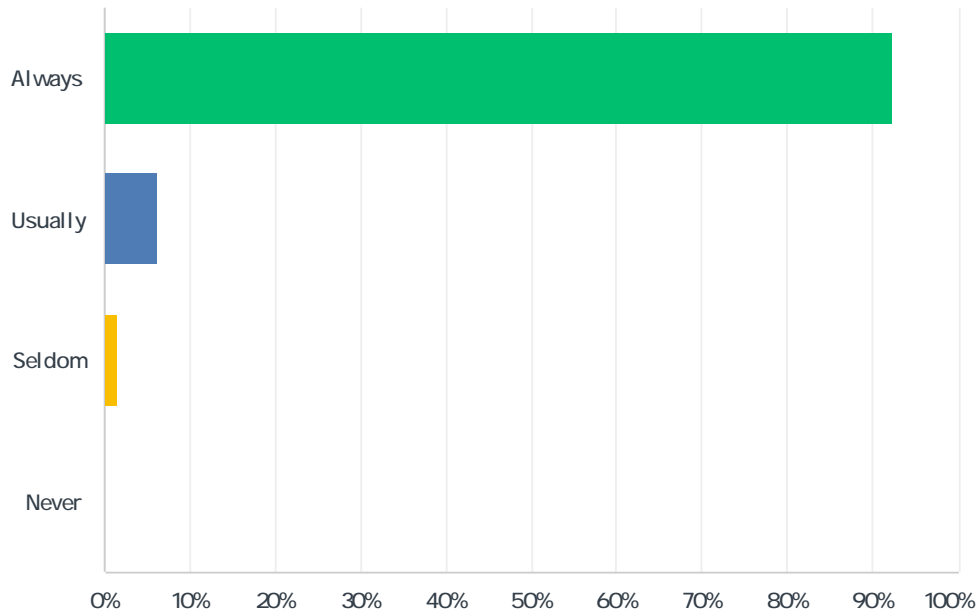
||

	16.92%	11
	40.00%	26
	43.08%	28

| /

Q14 When an incident occurs, do you keep a record of the circumstances surrounding the damage/near miss, particularly the root cause of the damage, e.g., unmarked/mismarked facility, excavator error?

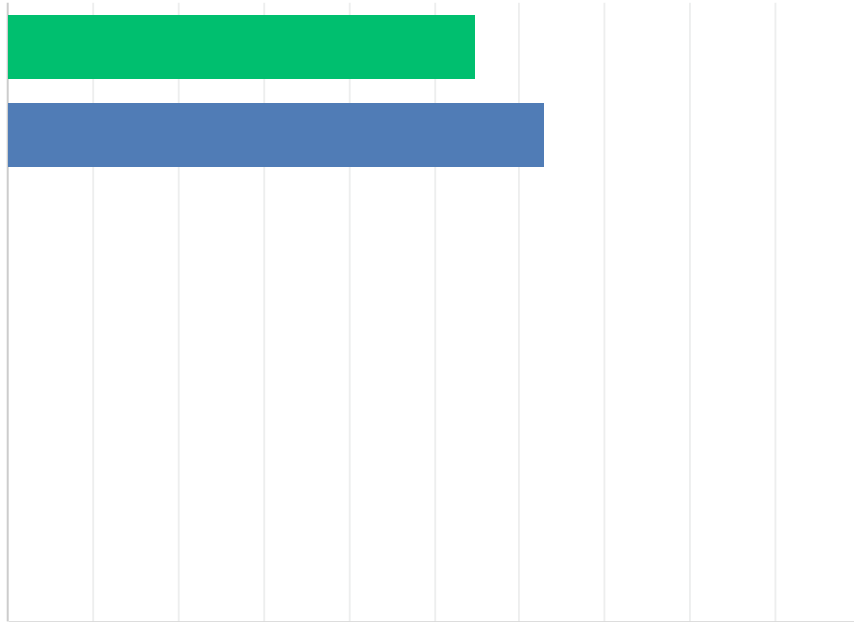
Answered: 65 Skipped: 1



ANSWER CHOICES	RESPONSES	
Always	92.31%	60
Usually	6.15%	4
Seldom	1.54%	1
Never	0.00%	0
TOTAL		65

Q15 Please rank below the root causes of most frequent damages/near misses that occur on your job sites. 1 being the most.

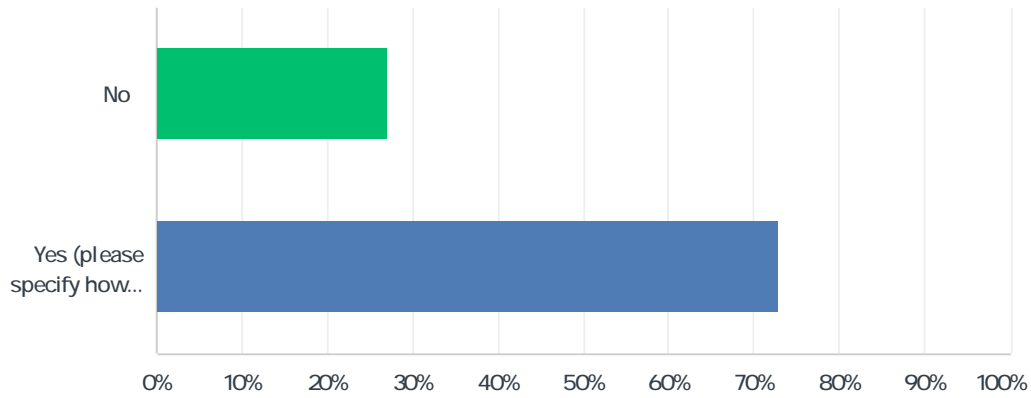
Answered: 65 Skipped: 1



	32.20%	32.20%	10.17%	11.86%	5.08%	8.47%	0.00%		
	19	19	6	7	3	5	0	59	5.49
	53.33%	33.33%	5.00%	5.00%	3.33%	0.00%	0.00%		
	32	20	3	3	2	0	0	60	6.28
	0.00%	5.17%	3.45%	10.34%	13.79%	34.48%	32.76%		
	0	3	2	6	8	20	19	58	2.33
	0.00%	1.67%	10.00%	13.33%	20.00%	20.00%	35.00%		
	0	1	6	8	12	12	21	60	2.48
	0.00%	3.33%	5.00%	21.67%	30.00%	20.00%	20.00%		
	0	2	3	13	18	12	12	60	2.82
	1.72%	13.79%	22.41%	32.76%	13.79%	12.07%	3.45%		
	1	8	13	19	8	7	2	58	4.07
	17.74%	12.90%	38.71%	6.45%	9.68%	4.84%	9.68%		
	11	8	24	4	6	3	6	62	4.69

Q16 Have you ever received a claim or invoice from a facility owner/operator for a damage to an existing facility which you were not responsible for?

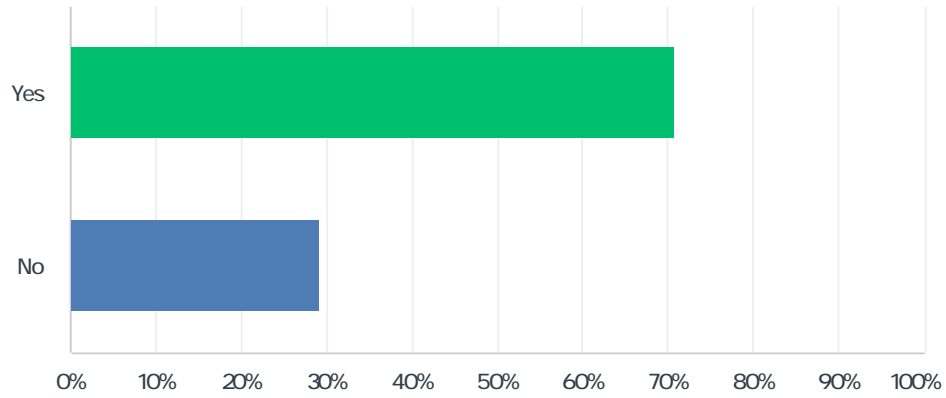
Answered: 63 Skipped: 3




ANSWER CHOICES	RESPONSES	
No	26.98%	17
Yes (please specify how often)	73.02%	46
TOTAL		63

Q17 Are you familiar with the Common Ground Alliance safe digging practices?

Answered: 65 Skipped: 1



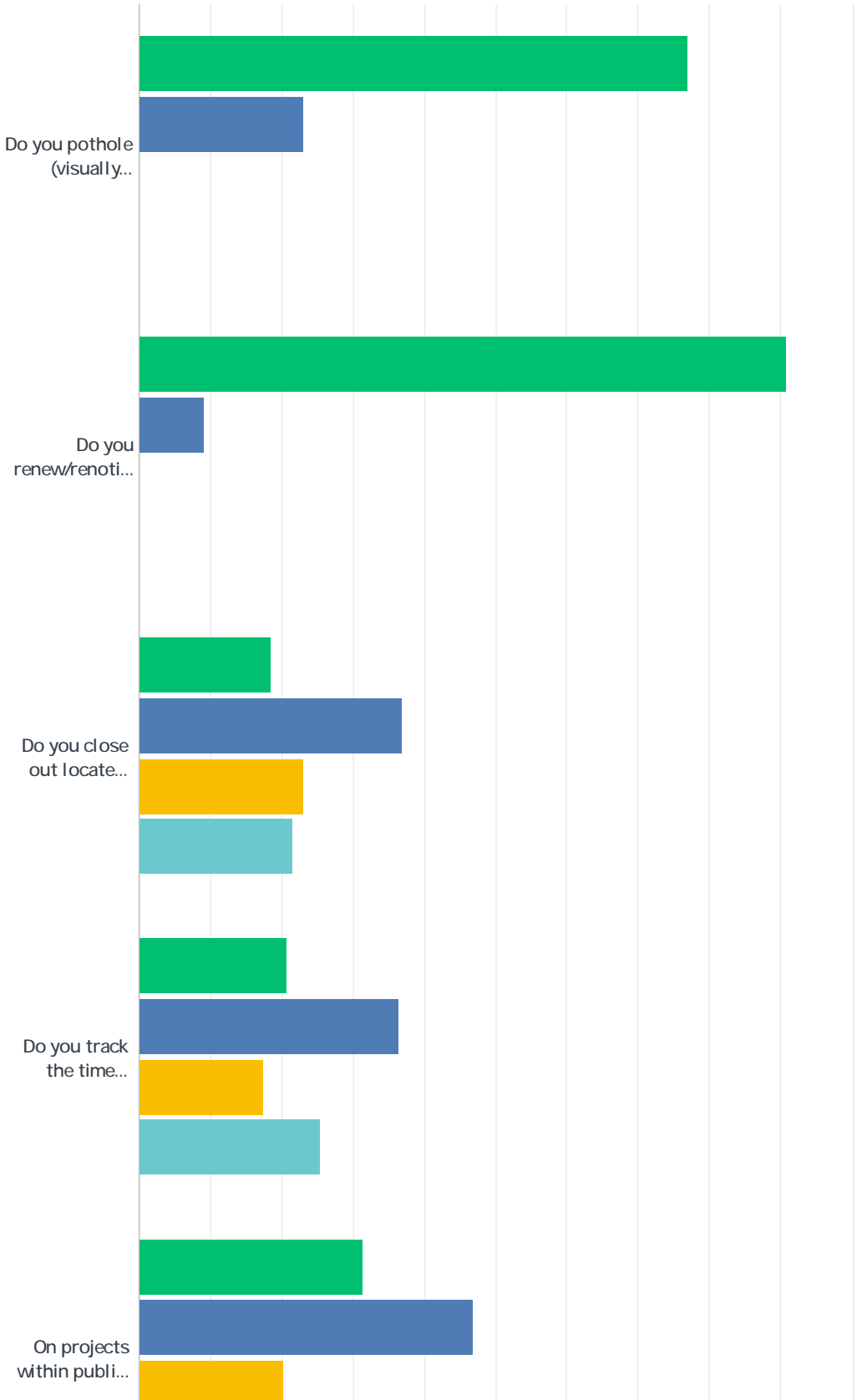
ANSWER CHOICES	RESPONSES	
Yes	70.77%	46
No	29.23%	19
TOTAL		65

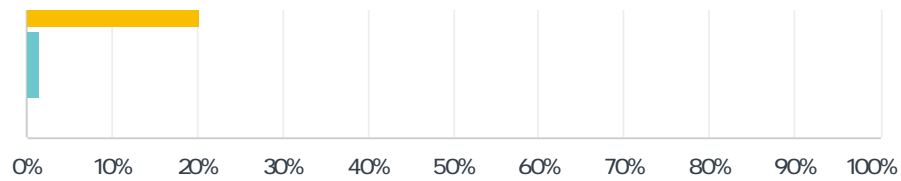




Q19 Please select the option that best describes the following practices

Answered: 65 Skipped: 1





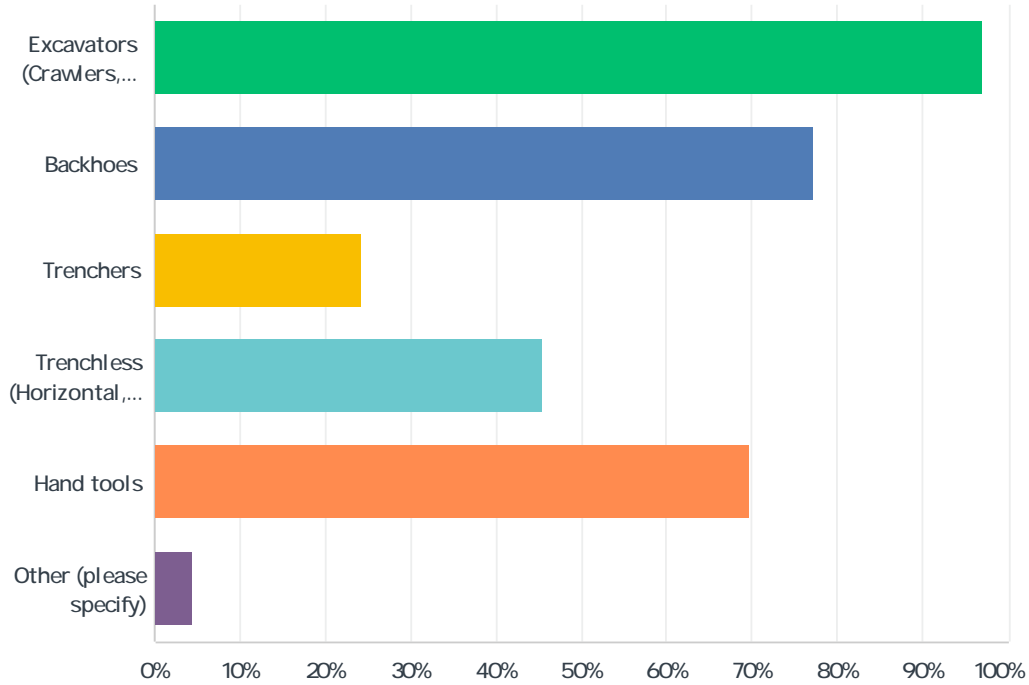
■ Always
 ■ Usually
 ■ Seldom
 ■ Never

	ALWAYS	USUALLY	SELDOM	NEVER	TOTAL
Do you pothole (visually verify) the actual placement of all existing marked facilities in conflict with excavation activities before commencing excavating activities?	76.92% 50	23.08% 15	0.00% 0	0.00% 0	65
Do you renew/renotify/refresh locate requests when excavation activities extend beyond the legally set life of an active locate ticket?	90.77% 59	9.23% 6	0.00% 0	0.00% 0	65
Do you close out locate requests with the 811 center when a project/excavation activity ends?	18.46% 12	36.92% 24	23.08% 15	21.54% 14	65
Do you track the time expended and cost of complying with 811 requirements, e.g., white lining area to be located, staff and time spent calling-in or requesting locate request online and managing them, verifying facilities located in conflict with excavation and avoiding those facilities in conflict with excavation activities?	20.63% 13	36.51% 23	17.46% 11	25.40% 16	63
	31.25% 20	46.88% 30	20.31% 13	1.56% 1	64



Q23 What types of excavating equipment do you primarily use (mark all that apply)?

Answered: 66 Skipped: 0



ANSWER CHOICES	RESPONSES	
Excavators (Crawlers, Dragline, Suction, Skid Steer, Long Reach, etc.)	96.97%	64
Backhoes	77.27%	51
Trenchers	24.24%	16
Trenchless (Horizontal, Pipe Jacking, Tunneling)	45.45%	30
Hand tools	69.70%	46
Other (please specify)	4.55%	3
Total Respondents: 66		